

# **GO TEAM MEETING #1**

Booker T. Washington  
High School  
September 10, 2025

# AGENDA

- I. Call to Order
- II. Roll Call; Establish Quorum
- III. Public Comment
- IV. Action Items
  - A. Approval of Agenda
  - B. Approval of Previous Minutes:
  - C. Vote for Community Member Seat Vacancy
- V. Discussion Items
  - A. School Strategic Plan
    - i. Strategic Plan & Priorities Review
    - ii. SMART Goals
  - B. Data Discussion
    - i. MAP Results
    - ii. 2025 GA Milestones Results
- VI. Announcements
- VII. Adjournment

# Fill Open Community Seat

- The new **Community Member** for the open seat will serve for a full two-year term – until June 2027.
- Individuals **cannot** be full-time APS employees.
- Principal nominates the individual for the Community Member seat.

**The GO Team votes on the nomination for the Community Member.**

# PRINCIPAL NOMINEE FOR COMMUNITY MEMBER SEAT

## Kendra Brown Choice ABOUT OUR FOUNDER

**BORN AND RAISED** IN SOUTHWEST ATLANTA

**18 years** IN TECHNOLOGY PROFESSION

**GLOBAL TECHNOLOGY PROGRAM  
MANAGER**



BACHELORS OF SCIENCE DEGREE **COMPUTER  
INFORMATION SYSTEMS**

CERTIFIED **FULL STACK SOFTWARE DEVELOPER**

**SAFE** (SCALED AGILE FRAMEWORK) **PRACTITIONER**

CERTIFIED **SCRUM MASTER**

CERTIFIED **FACILITATOR**

**PASSIONATE** about  
empowering underserved  
communities with critical  
resources and knowledge  
needed to achieve  
technical career aspirations

## Mission:

*Through a caring culture, every legacy builder will graduate ready for life, college, and career*

# Booker T. Washington High School

## Vision

*Booker T Washington High School is an inspired place where character is power, and the next generation of legacy builders are learning to impact and expand the beloved community locally and globally.*

## SMART Goals

BTWHS will increase the percentage of students completing a CTAE/ Fine Arts/ World Language pathway by 5% using the annual completion rate as the baseline annually.

Using the MAP Fall 2021 administration scores as the baseline, 60% + of BTWHS students will meet their growth target in Reading and Mathematics as measured by the Spring annual administration of the MAP

Using the EOC 2022 baseline scores, BTWHS will increase the percentage of students performing proficient and above by 3% annually through 2025.

BTWHS will increase the graduation rate by 3% over the course of every school year

## APS Strategic Priorities & Initiatives

### Fostering Academic Excellence for All

Data  
Curriculum & Instruction  
Signature Program

### Building a Culture of Student Support

Whole Child & Intervention  
Personalized Learning

### Equipping & Empowering Leaders & Staff

Strategic Staff Support  
Equitable Resource Allocation

### Creating a System of School Support

Strategic Staff Support  
Equitable Resource Allocation

## School Strategic Priorities

#1 Create a school culture and climate where students, educators, administrators, and parents are data-informed. Utilizing current and existing data to guide the development of systems that improve graduation rates and ensure students are college and career-ready by prioritizing student needs, including increased access to academic, behavioral, and social-emotional learning (SEL) resources with the flexibility to change if the data indicates the need for change.

#2 Improve and/or develop system that build a framework to bring together existing and new resources to support the mission of achieving and maintaining excellence and equity in literacy and numeracy for all students at Booker T Washington High School

#3 Leveraging Strategic Partners to ensure teacher capacity is expanded through a comprehensive learning continuum for all educators

#4 Continue to progress monitor Pathway Completion and utilize student-informed data to develop additional pathway options  
#5 Create an environment focused on improving core academic subject performance through STEAM integration in all content areas at Booker T Washington HS

## School Strategies

1A. Ensure each content implements the prescribed curriculum with fidelity through monitoring protocols  
1B. Redesign systems of monitoring for Gradebooks & transcripts auditing  
1C. Establish a meeting protocol to review cohort performance relative to course progression, course recovery, current grades, discipline and social emotional need.

2A. Ensure advanced student learning opportunities through expanded honors, AP, and content specific electives, and extended learning beyond the school offering.

3A. Provide sufficient time for teachers to collaboratively develop/revise STEM PBLs unit, develop/revise standards-based rubrics for PBLs, and to debrief and analyze student work after the execution of PBL units. Monitor that instructional strategies are being implemented with fidelity .

4A. Offer a continuum of intervention opportunities based on student trend data and academic history (support classes, intervention groups and extended learning opportunities)  
4B. Offer alternative schedules to meet student learning and Socio-emotional needs (R.I.S.E Night School program, Sat. school, Reduced School Day, etc) to ensure students are given appropriate supports through extended opportunities, alternate schedules as needed to ensure high school diploma acquisition.

# CONNECTING THE STRATEGIC PLAN & CONTINUOUS IMPROVEMENT PLAN

## Strategic Plan Priority

## CIP SMART Goal

## Key Indicator

Foster a data informed school culture that improves graduation rates and ensures college and career readiness by enhancing access to academic, behavioral, and SEL resources with flexibility for data-driven adjustments.

By the end of 2025-2026 school year, BTW goal is to increase the 4 year graduation rate from 79.7% to 90% (2026) for all students through targeted academic progress

Review of APS Graph Data (attendance, academic progress, behavior, etc.), IC Data (transcripts, SWD, 504, etc), Implement strategies to support BTW graduation goal of 90%.

Improve and/or develop system that build a framework to bring together existing and new resources to support the mission of achieving and maintaining excellence and equity in literacy and numeracy for all students at Booker T. Washington High School

By May 2026, BTW will increase the CCRPI Content Mastery score in: Mathematics: Increase the percentage of students scoring developing or above on the Alg. 1 EOC from 46% to 54%. Increase the percentage of students scoring a 4 or above on Write Score from 26% to 34%. Increase the percentage of students scoring developing or above on the US History EOC from 54% to 62%. Increase the percentage of students scoring developing or above on the Biology EOC from 45% to 53%.

100% of teachers implementing targeted strategies at proficiency level in daily instruction; improved teacher instructional ratings as measured by TKES walkthrough data.

Progress monitor Pathway Completion and utilize student-informed data to develop additional pathways options

Create an environment focused on improving core academic subject performance through STEAM integration in all content areas at Booker T. Washington HS.

By May 2026 the # of CTAE Pathway Completerd at BTW will increase by 20%,, from 61 student in 2025 to at least 73 students through targeted scheduling, increased students awareness, and enhanced support

Audit report with potential completers list; Quarterly review reports



# **DATA DISCUSSION**




ATLANTA  
PUBLIC  
SCHOOLS

One District. One Goal. Every Child.

# ALGEBRA 1 EOC: SY24 & SY25 COMPARISON DATA

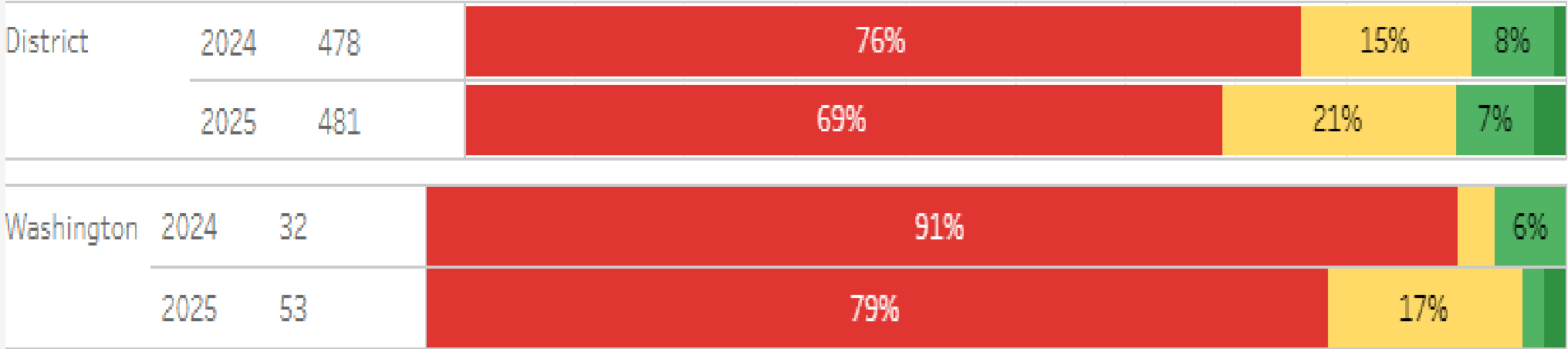
## Milestone Comparison

District	2024	3,248	<div><div></div><div></div><div></div><div></div></div>			
	2025	3,332	<div><div></div><div></div><div></div><div></div></div>			
Washington	2024	253	<div><div></div><div></div><div></div><div></div></div>			
	2025	236	<div><div></div><div></div><div></div><div></div></div>			



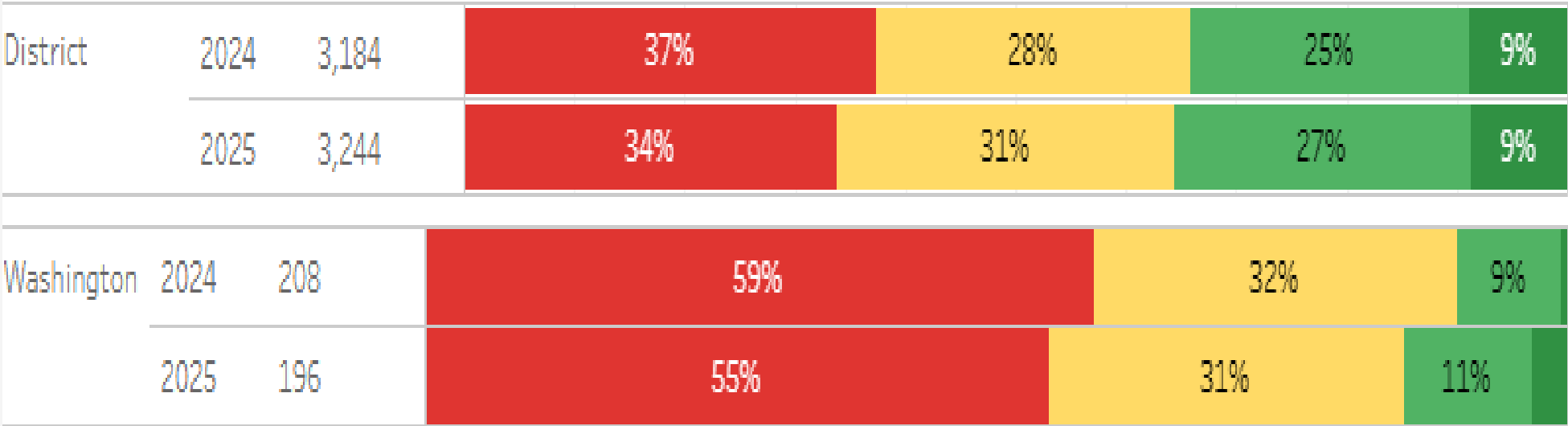
# (SWD) ALGEBRA 1 EOC: SY24 & SY25 COMPARISON DATA

## Milestone Comparison

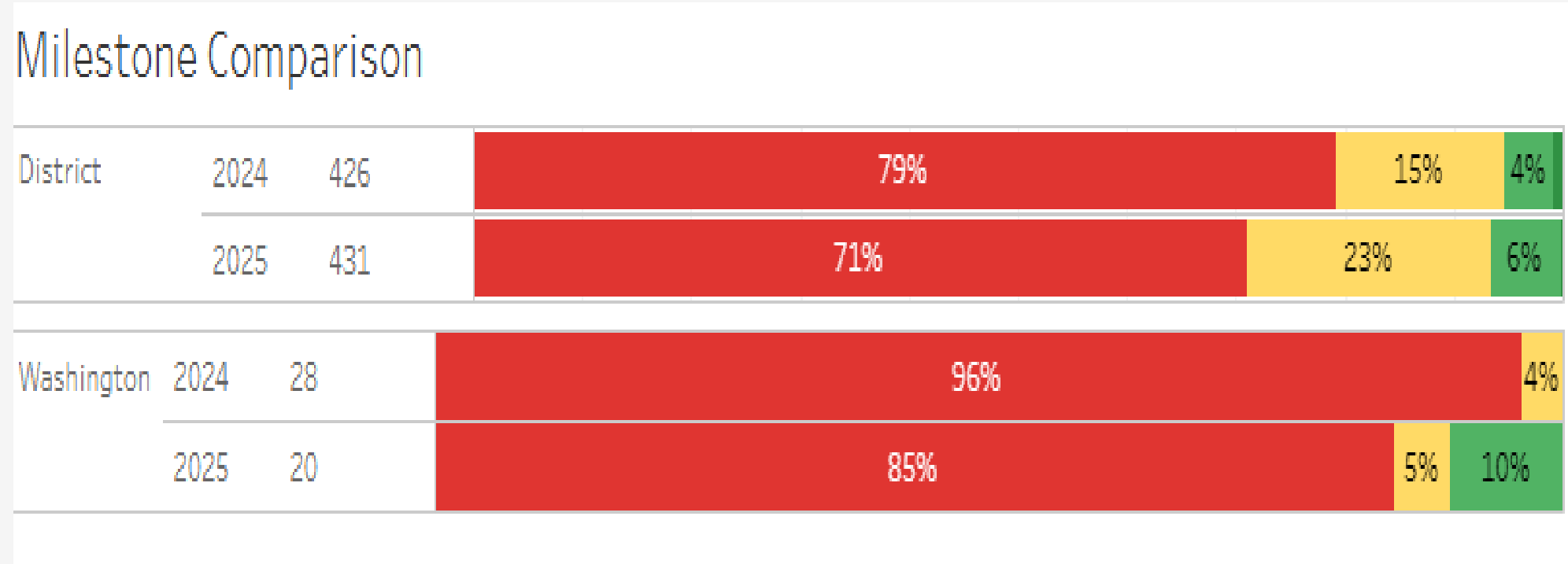


# AMERICAN LIT EOC: SY24 & SY25 COMPARISON DATA

## Milestone Comparison



# (SWD) AMERICAN LIT EOC: SY24 & SY25 COMPARISON DATA



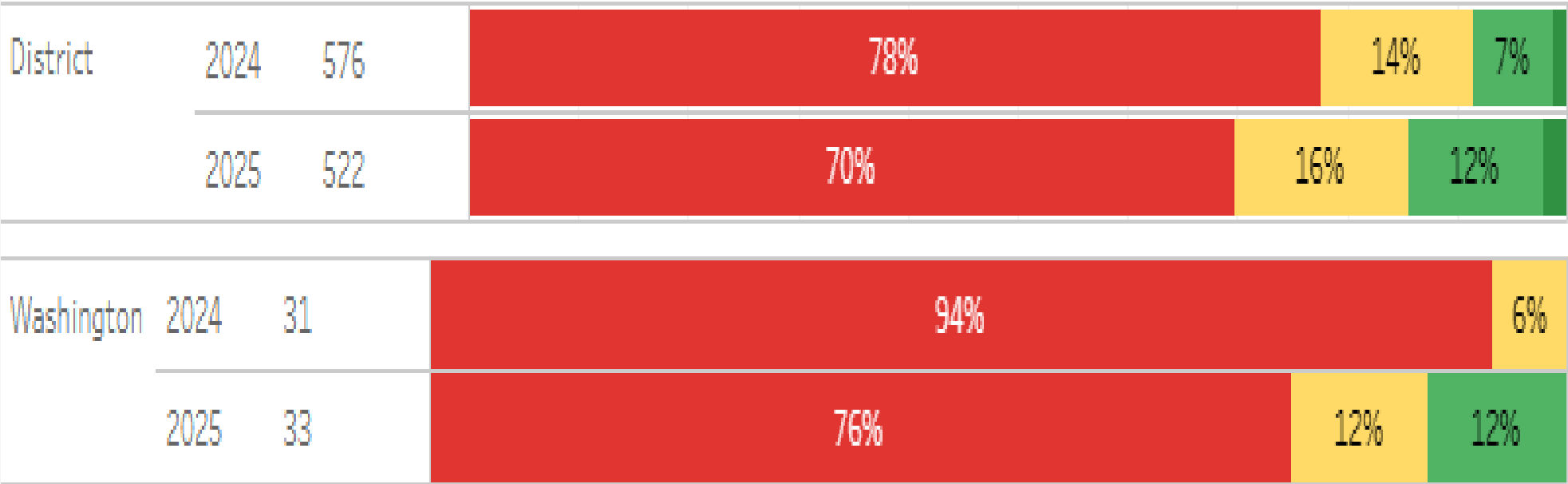
# BIOLOGY EOC: SY24 & SY25 COMPARISON DATA

## Milestone Comparison

District	2024	3,493	38%	24%	26%	12%
	2025	3,607	37%	26%	25%	12%
Washington	2024	205	58%	25%	17%	
	2025	216	52%	31%	16%	

# (SWD) BIOLOGY EOC: SY24 & SY25 COMPARISON DATA

## Milestone Comparison



# U.S. HISTORY EOC: SY24 & SY25 COMPARISON DATA

## Milestone Comparison

District	2024	2,024	42%	35%	19%	4%
	2025	2,116	41%	31%	22%	6%
Washington	2024	166	62%	27%	10%	
	2025	157	41%	29%	25%	6%

# (SWD) U.S. HISTORY EOC: SY24 & SY25 COMPARISON DATA

## Milestone Comparison

District	2024	365	72%				20%	7%
	2025	410	64%				20%	10% 6%
Washington	2024	24	88%				13%	
	2025	27	74%				19%	4% 4%

# FALL MAP RESULTS

## Growth Quintile by Timeframe



## MAP Quintile for Growth – Reading (FALL 2024-25)

School	Growth Timeframe	Exams					
DISTRICT	Fall to Fall	3,653	24%	18%	18%	20%	20%
School	Growth Timeframe	Exams					
Washington	Fall to Fall	275	26%	20%	14%	19%	21%

## MAP Quintile for Growth – Reading (FALL 2025-26)

School	Growth Timeframe	Exams					
DISTRICT	Fall to Fall	3,523	9%	15%	26%	27%	23%
School	Growth Timeframe	Exams					
Washington	Fall to Fall	215	9%	20%	27%	22%	21%

# FALL MAP RESULTS

## Growth Quintile by Timeframe



## MAP Quintile for Growth (SWD) – READING (FALL 2024-25)

School	Growth Timeframe	Exams					
DISTRICT	Fall to Fall	499	29%	16%	15%	17%	23%
Washington	Fall to Fall	51	29%	20%	10%	14%	27%

## MAP Quintile for Growth (SWD) – READING (FALL 2025-26)

School	Growth Timeframe	Exams					
DISTRICT	Fall to Fall	509	17%	16%	20%	21%	27%
Washington	Fall to Fall	46	28%	13%		30%	24%

# FALL MAP RESULTS

## Growth Quintile by Timeframe



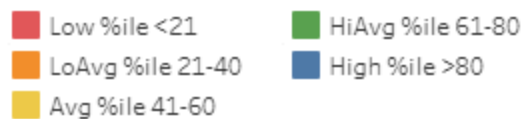
## MAP Quintile for Growth – MATH (FALL 2024-25)

School	Growth Timeframe	Exams					
DISTRICT	Fall to Fall	3,702	21%	19%	20%	19%	21%
School	Growth Timeframe	Exams					
Washington	Fall to Fall	261	19%	20%	20%	18%	24%

## MAP Quintile for Growth – MATH (FALL 2025-26)

School	Growth Timeframe	Exams					
DISTRICT	Fall to Fall	3,552	9%	14%	24%	28%	25%
School	Growth Timeframe	Exams					
Washington	Fall to Fall	212	8%	14%	22%	23%	33%

#### Growth Quintile by Timeframe



# FALL MAP RESULTS

## MAP Quintile for Growth (SWD) – MATH (FALL 2024-25)

School	Growth Timeframe	Exams					
DISTRICT	Fall to Fall	500	22%	18%	19%	19%	22%
Washington	Fall to Fall	50	30%	14%	20%	14%	22%

## MAP Quintile for Growth (SWD) – MATH (FALL 2025-26)

School	Growth Timeframe	Exams					
DISTRICT	Fall to Fall	509	13%	18%	25%	26%	18%
Washington	Fall to Fall	45	16%	18%	36%	20%	11%

# GLOWS & GROWS

## GLOWS

- **Reading Growth:** 62% of students met or exceeded their MAP reading growth goal this year.
- **Math Progress for Students with Disabilities (SWD):** Our students with disabilities showed 48% **meeting growth goals in math**, an improvement from last year's 41%. Which means our extra supports are beginning to work.
- **Milestones Success:** In ELA, the number of students scoring Proficient or Distinguished rose from 24% to 31%, showing more students are moving up levels.

## GROWS

- **Closing the Reading Gap for SWD:** Only 27% of SWD students met their reading growth goal, compared to 62% overall. We need to close this gap.
- **Math Growth for All Students:** Only 52% of students overall hit their MAP math growth target. We want to see this closer to 70%+.
- **Raising Proficiency Levels:** On Georgia Milestones, over 60% of students are still scoring in Beginning or Developing. Our focus is on moving more into the Proficient range.

IMPACT

ARE WE ON TARGET TO  
SUCCESSFULLY ACCOMPLISH  
OUR PRIORITIES?

# GO TEAM DISCUSSION: DATA PROTOCOL

- What do you notice?
- What are your wonderings?
- Based on our school's trend data from MAP assessments and end-of-year test assessments, which student sub-groups and grade levels showed the most significant gaps or unexpected trends?
- Based on our school's trend data from MAP assessments, Milestones and other indicators, are there specific trends that require more focused attention?
- What additional questions do you have?

# Timeline for GO Teams

You are **HERE**



1

## **Fall 2021**

GO Team Developed  
2021-2025 Strategic  
Plan

2

## **Summer**

School Leadership  
completed Needs  
Assessment and defined  
overarching needs

3

## **August**

School Leadership  
completed Continuous  
Improvement Plan

4

## **Sept. - Dec.**

GO Team reviews progress  
on current strategic plan.

**GO Team develops 2025-  
2030 School Strategic Plan**

5

## **Before Winter Break**

**GO Team** will take  
action (vote) on the rank  
of the strategic plan  
priorities for SY26-27 in  
preparation for budget  
discussions.

# QUESTIONS?

# APS Forward 2040: Reshaping the Future of Education

## Taskforce Meetings

May 8, 2025 - [Presentation](#)

August 5, 2025- [Presentation](#)

## Upcoming Public Meetings

- October 20
- November 10

**Virtual** – at Noon

**In-person** at 6PM at CLL (130 Trinity Ave)



One District. One Goal. Every Child.

UPDATE

# Comprehensive Long-Range Facilities Plan

[atlantapublicschools.us/APS2040](https://atlantapublicschools.us/APS2040)

# INFORMATION ABOUT OUR SCHOOL

## SEPTEMBER 2025

SUN	MON	TUE	WED	THU	FRI	SAT
	1 Labor Day - School Closed	2 Volleyball vs. South Cobb, 5:30 pm	3 Cross Country - Cheney Stadium, 5:00 pm	4 MidTerm Grades Available in IC  JV Football vs. Rockdale Co., 6:00 pm	5 Varsity Football vs. Salem HS (Lakewood), 5:30 pm *Cluster Night*	6
7	8 Softball vs. Lithonia, 6:00 pm	9 Volleyball vs. HIES & Stockbridge, 5:00 pm  Softball vs. Holy Innocents, 6:00 pm	10 Junior Parent Meeting - 6:00 pm Cross Country - Piedmont Park, 5:00 pm Softball vs. Tri-Cities, 6:00 pm	11 Volleyball @Forest Park, 5:30 pm JV Football vs. Chapel Hill, 6:00 pm	12 Varsity Football @ KIPP (Lakewood), 5:30 pm	13
14	15 Whole Child, Whole Support Cluster Parent Meeting - 10:00 am	16 Volleyball @Carver, 5:00 pm  BTW Title I & PTA Meeting, 5:30 pm Softball @CSKYWLA, 5:30 pm	17 Softball @Drew Charter, 6:00 pm  JV Football vs. South Atlanta, 6:00 pm	18 Volleyball @Therrell, 5:30 pm  Varsity Football vs. Carver HS (Lakewood), 7:00 pm	19	20 Cross Country - Sam Smith Park, 7:00 am
21	22 Softball @Mundy's Mill, 6:00 pm	23 Mandatory Parent Teacher Conferences, 3:45 pm  Volleyball @The Lovett School, 5:30 pm	24 Senior Recognition, 10:00 am  Softball vs. Arabia Mountain, 5:30 pm	25 Volleyball @Therrell, 5:30 pm  JV Football vs. Maynard Jackson, 6:00 pm	26 Varsity Football vs. Therrell (Lakewood), 5:30 pm *Senior Night*	27
28	29 Softball @Therrell, 5:30 pm	30 Cross Country, Cheney Stadium, 5:00 pm Flag Football vs. Mundy's Mill, 5:30 pm		September 23 - Cross Country, Creekside HS, 5:00 pm  September 30 - Volleyball @South Cobb, 5:30 pm		



ATLANTA  
PUBLIC  
SCHOOLS

One District. One Goal. Every Child.

# IN-PERSON

## Bring the full GO Team

Come ready to collaborate, contribute, and create the future!

### Come learn more about:

- Your school's 2025-2030 Strategic Plan
- Stakeholder Engagement
- APS Forward 2040

*...and much more*

# SAVE THE DATE

## G3 Summit

Go.Grow.Govern.

**Saturday**  
**September 27**  
**8:30 AM – 2:30 PM**



**QUESTIONS?**